



**KOREA LIFE SCIENCE WEEK**

 KOREA LAB Autumn  KOREA LIFE SCIENCE  NextRegenX

# Shell Stand(Premium) Manual

2025.09.30 (Tue) – 10.1 (WED) COEX, SEOUL

## SERVICES

### ■ Standard booth constructor

※ Overseas participants

Please contact us at the following email address for more information.

|주 나라디자인

**nara**

Vanessa Min

Tel. +82-2-557-0481 Fax. 02-557-0136

Email\_ mkc@inaradesign.co.kr

Skype ID\_ min.vanessa



**About booth graphics**



**About booth options**


# Premium Booth

**KOREA LIFE SCIENCE**

1Booth (Conner Booth)



Perspective



Booth Particulars		
1. Booth structure	W: 3m X D: 2.5m X H: 3m(wood wall)	1set
2. Fascia lighting box	W: 1.7m X H: 0.4m / LED Lighting Box	1pc
3. Wall side sign(Lighting pillar)	Per company	1set
4. Booth number sign	Per company	1set
5. Information desk	Information desk(wood)+Bar stool (per booth)	1set
6. Table SET	Table(1EA) + Design chair(4EA)	1set
7. Waste Basket	10L	1pc
8. Spot light	Arm spot (10w)	3pc
9. Power socket	220V / 2Holes	1pc
10. Flooring(Pytex)	Fire resistant A-class W: 3m X D: 3m	9m <sup>2</sup>
11. Electric power	220V (Single-phase)	1Kw

## Information Set

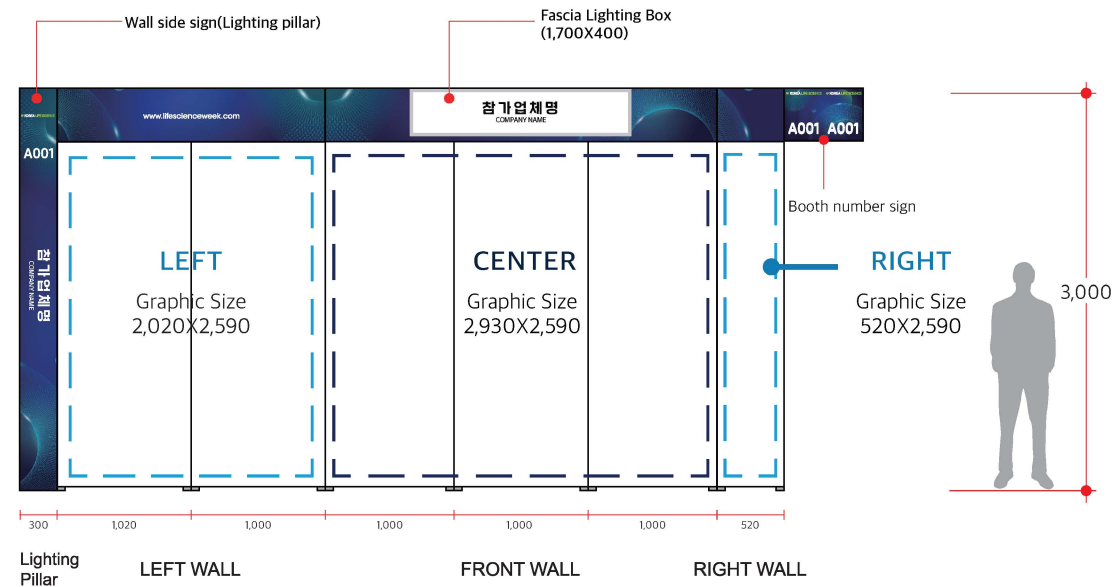


Information desk(wood)  
size : 1,000X420X1,000(H)



Bar stool(Black)

## Example of information desk with company logo





# Premium Booth



Perspective

Booth Particulars		
1.Booth structure	W: 3m X D: 2.5m X H: 3m(wood wall)	1set
2.Fascia lighting box	W: 1.7m X H: 0.4m / LED Lighting Box	1pc
3.Wall side sign(Lighting pillar)	Per company	1set
4.Booth number sign	Per company	1set
5.Information desk	Information desk(wood)+Bar stool (per booth)	1set
6.Table SET	Table(1EA) + Design chair(4EA)	1set
7.Waste Basket	10L	1pc
8.Spot light	Arm spot (10w)	3pc
9.Power socket	220V / 2Holes	1pc
10.Flooring(Pytex)	Fire resistant A-class W: 3m X D: 3m	9m <sup>2</sup>
11.Electric power	220V (Single-phase)	1Kw

## Information Set

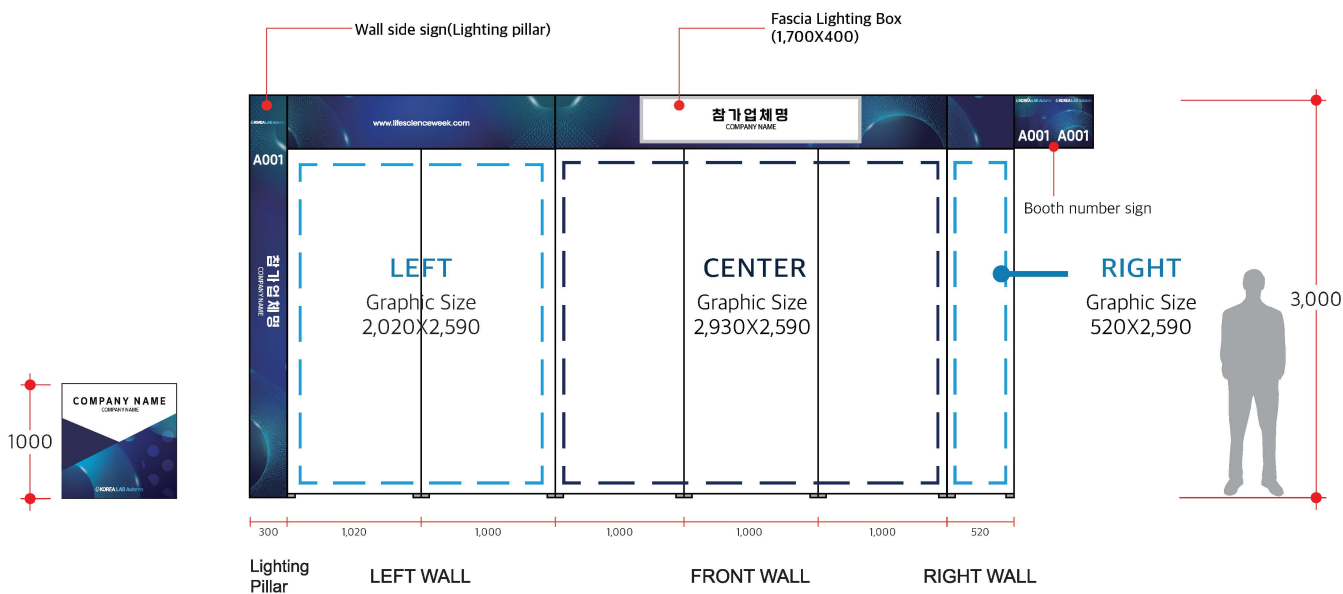


Information desk(wood)  
size : 1,000X420X1,000(H)



Bar stool(Black)

## Example of information desk with company logo





# Premium Booth

**NextRegenX**

**1Booth (Conner Booth)**



Perspective

Booth Particulars		
1.Booth structure	W: 3m X D: 2.5m X H: 3m(wood wall)	1set
2.Fascia lighting box	W: 1.7m X H: 0.4m / LED Lighting Box	1pc
3.Wall side sign(Lighting pillar)	Per company	1set
4.Booth number sign	Per company	1set
5.Information desk	Information desk(wood)+Bar stool (per booth)	1set
6.Table SET	Table(1EA) + Design chair(4EA)	1set
7.Waste Basket	10L	1pc
8.Spot light	Arm spot (10w)	3pc
9.Power socket	220V / 2Holes	1pc
10.Flooring(Pytex)	Fire resistant A-class W: 3m X D: 3m	9m <sup>2</sup>
11.Electric power	220V (Single-phase)	1Kw

## Information Set



Information desk(wood)  
size : 1,000X420X1,000(H)

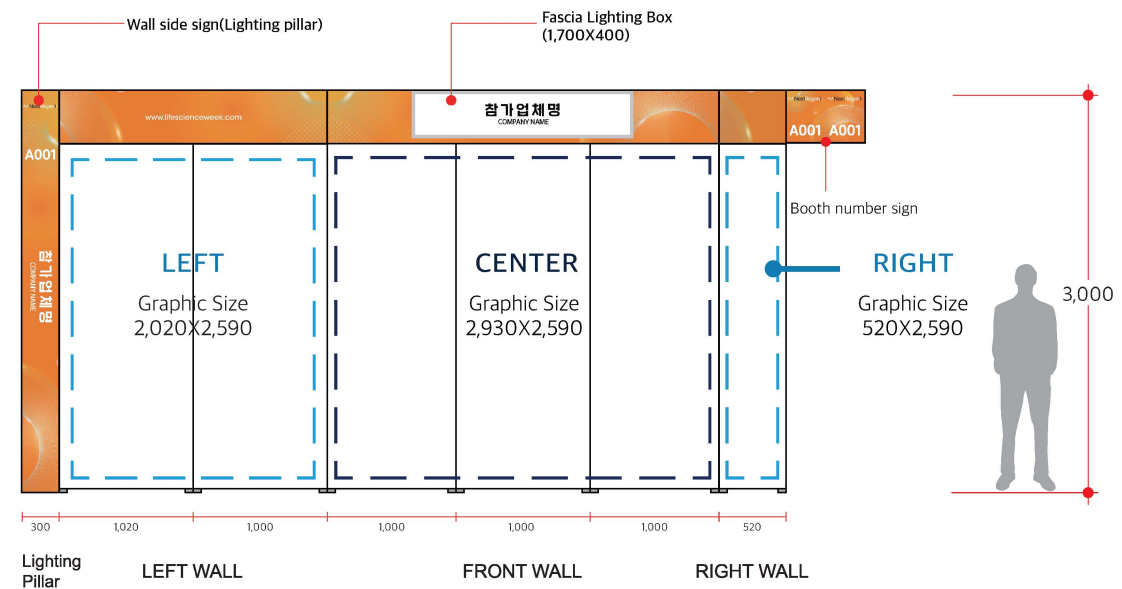


Bar stool(Black)

## Example of information desk with company logo



1000



# Premium Booth

1Booth Graphic option

**ADDITIONAL COSTS WILL BE INCURRED FOR THOSE OPTIONS.**

HEIGHT	LEFT	CENTER	RIGHT	FULL
1.5M(H)	<b>1</b> GRAPHIC SIZE 2,020 X 1,500mm  <b>\$ 120</b>	<b>2</b> GRAPHIC SIZE 2,930 X 1,500mm  <b>\$ 176</b>	<b>3</b> GRAPHIC SIZE 520 X 1,500mm  <b>\$ 31</b>	<b>4</b> GRAPHIC SIZE 5,470 X 1,500mm  <b>\$ 327</b>
2.59M(H)	<b>5</b> GRAPHIC SIZE 2,020 X 2,590mm  <b>\$ 210</b>	<b>6</b> GRAPHIC SIZE 2,930 X 2,590mm  <b>\$ 304</b>	<b>7</b> GRAPHIC SIZE 520 X 2,590mm  <b>\$ 55</b>	<b>8</b> GRAPHIC SIZE 5,470 X 2,590mm  <b>\$ 569</b>

\* WORKABLE FILES



Illustrator (.ai) files are highly recommended for optimal quality.



\*At least 300 dpi resolution is required for .pdf or .jpg(any other image files).

## CONTACT INFORMATION

Vanessa Min  
Tel. +82-2-557-0481 Fax. 02-557-0136  
Email\_ mkc@inaradesign.co.kr  
Skype ID\_ min.vanessa

# Premium Booth

## Display guide line

- Please read the booth instructions as required.

- In case of damage to the system panel, a restoration fee will be charged inevitably.  
(Up to \$300 per panel)

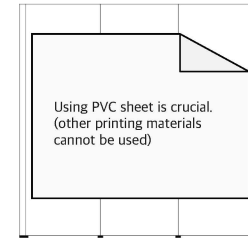
1

### Adhesive printing (material: Adhesive PVC sheet)

→ It can be posted by paperhanger

PVC sheet is the printing material which is easy to remove.

As other printing materials are not easy to remove,  
using PVC sheet is essential.

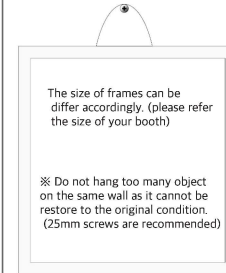


2

### Frames or any items, need to be hung on the wall

→Exhibitors can self-build with screws

(the size must be up to 25mm) (No Nail)



Not on the joints area



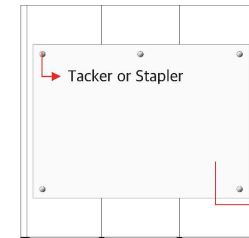
Not too many hangs on the same spot

3

### Non-adhesive printing(banner, printouts etc.)

→ Exhibitor can be self-posted by tacker or stapler

※Staple must be removed after the show.



Tacker



Stapler


Tacker is better and easy to be used

4

### S ring, hanging rods or wire ring can be used to hang

→Exhibitors can self-hang items in the groove on the top of the wall by using wire rings.


(S ring and wire rings can be purchased at the hardware store)





# Premium Booth

## Display guide line



① The construction material(wood wall) is a rental products which must be restore to the original condition after use

② Any superior adhesive strength product such as double-sided tape or super tape cannot be used.

(if you use a line tape from 3M company under the double-sided tape, it can be store to the original condition. Please use this method)

③ Any other high-strength adhesive such as glue gun or silicon are prohibited.

④ Any perforating actions except screw are prohibited.

⑤ if any damage occurs restoring fee will be charged.  
(maximum \$315 per booth panel)

## Wall-hanging TV installing methods

- Cables cannot be molded if you use laptop or any other electronics .
- This walls cannot be perforate for hiding cables or wires. It will be molded by wire molding rods with 3M Line tape

